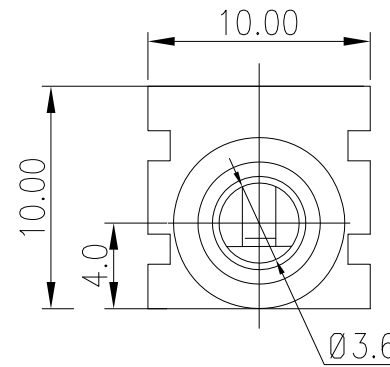
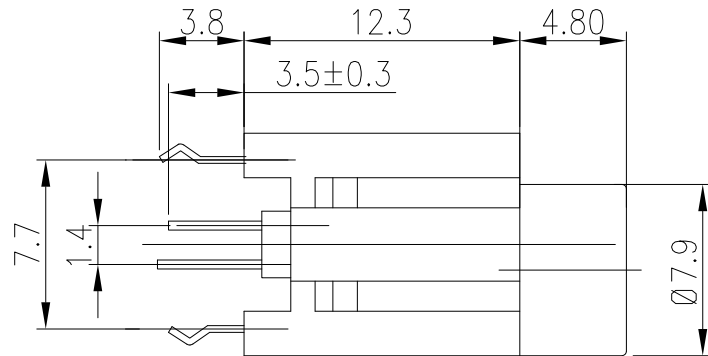
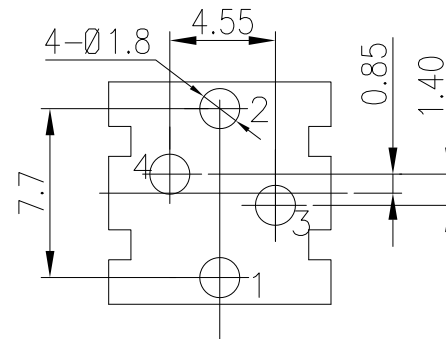
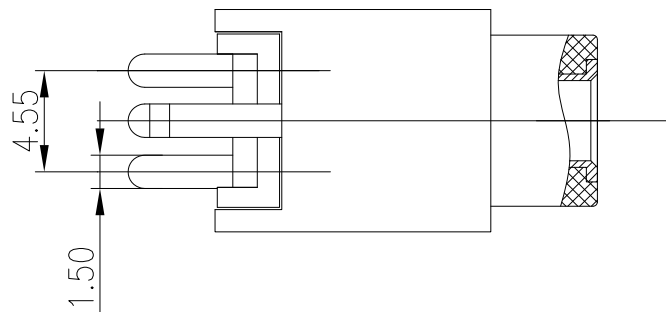


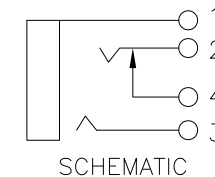
REV.	ECN NO.	MODIFIED MARK	APPROVED
A	—	FIRST RELEASE	





NOTES:  
 ELECTRICAL:  
 1:RATED CURRENT: 1A Max.  
 2:RATED VOLTAGE: 30V AC.  
 3:CONTACT RESISTANCE: 100 MILLIOHMS Max.  
 AFTER TESTING:100 MILLIOHMS Max.  
 4:INSULATION RESISTANCE: 100 MEGAOHMS Min.  
 5:DIELECTRIC WITHSTANDING VOLTAGE: 500 VAC Min.  
 MECHANICAL:  
 1:INSERTION FORCE: 3N-25N.  
 2:WITHDRAWAL FORCE: 3N-25N.  
 3:DURRABILITY: 5000 CYCLES.  
 ENVIRONMENTAL:  
 TEMPERATURE RANGE: -20°C TO 60°C.



PCB LAYOUT  
TOP VIEW



ANGLE	±5°	MODEL NAME: SJ3521C (PART NO.)	 广东正宝科技有限公司 GUANGDONG TRENPRO TECHNOLOGY CO. LTD.					
63 < L	±0.5							
16 < L ≤ 63	±0.4							
4 < L ≤ 16	±0.3							
L ≤ 4	±0.2							
TOL TABLE:		MAT'L: See table	DESIGN: Z.F.Lian 08/16'18	TITLE: 3.5 PHONE JACK				
THIS DOCUMENT IS THE PROPERTY OF TRENPRO TECHNOLOGY CO. LTD.,NO PART THEREOF MAY BE REPRODUCED AND USED WITHOUT THE PRIOR WRITTEN CONSENT OF THE OWNER		FINISH: See table	CHECKED:L.W.Wu 08/16'18	DWG NO.:		REV.: A		
		Q'TY:/	APPROVED:X.Q.Hu 08/16'18	UNIT: mm	VIEW: 	SCALE: 5:1	SHEET: 1/1	SIZE: A3