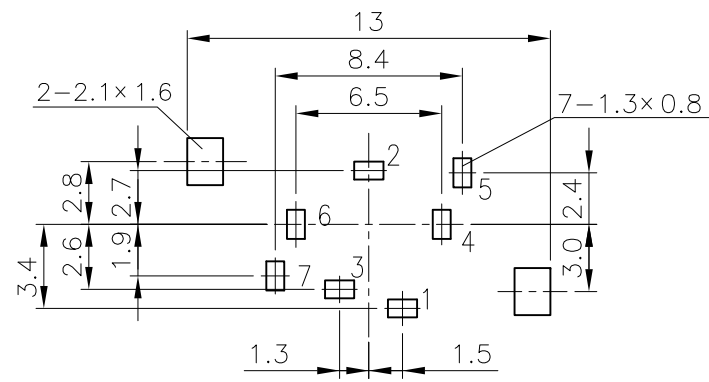
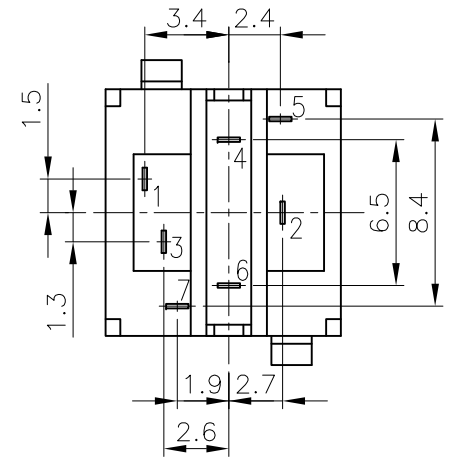
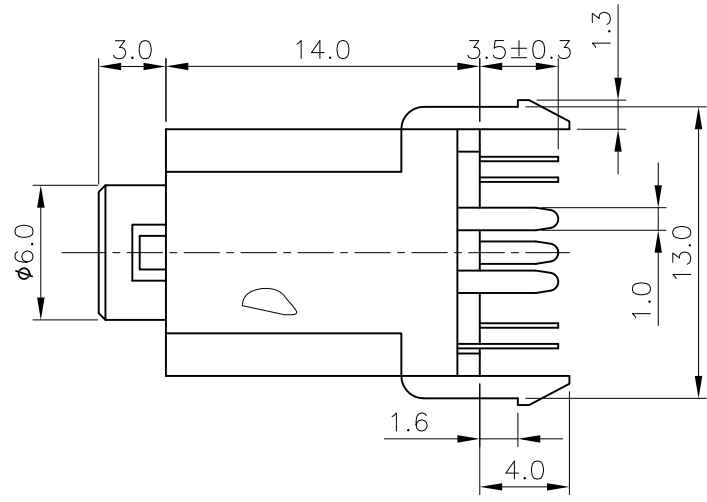
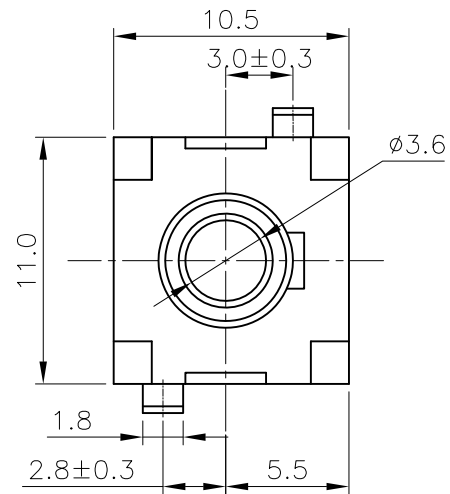
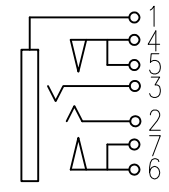


REV.	ECN NO.	MODIFIED MARK	APPROVED
A	—	FIRST RELEASE	





PCB LAYOUT  
TOP VIEW



SCHEMATIC

NOTES:  
 ELECTRICAL:  
 1:RATED CURRENT: 1A Max.  
 2:RATED VOLTAGE: 30V AC.  
 3:CONTACT RESISTANCE: 100 MILLIOHMS Max.  
 AFTER TESTING:100 MILLIOHMS Max.  
 4:INSULATION RESISTANCE: 100 MEGAOHMS Min.  
 5:DIELECTRIC WITHSTANDING VOLTAGE: 500 VAC Min.  
 MECHANICAL:  
 1:INSERTION FORCE: 3N-25N.  
 2:WITHDRAWAL FORCE: 3N-25N.  
 3:DURRABILITY: 5000 CYCLES.  
 ENVIRONMENTAL:  
 TEMPERATURE RANGE: -20°C TO 60°C.

ANGLE	±5°	MODEL NAME: SJ3569		 广东正宝科技有限公司 GUANGDONG TRENPRO TECHNOLOGY CO. LTD.	
63 < L	±0.5	(PART NO.)			
16 < L ≤ 63	±0.4	MAT'L:	DESIGN: X.H.Wang 09/04'18	TITLE: 3.5 PHONE JACK	
4 < L ≤ 16	±0.3	See table			
L ≤ 4	±0.2	FINISH:	CHECKED: L.W.Wu 09/04'18	DWG NO.:	
TOL TABLE:		See table		REV.: A	
THIS DOCUMENT IS THE PROPERTY OF TRENPRO TECHNOLOGY CO. LTD.,NO PART THEREOF MAY BE REPRODUCED AND USED WITHOUT THE PRIOR WRITTEN CONSENT OF THE OWNER		Q'TY: /	APPROVED: X.Q.Hu 09/04'18	UNIT: mm	VIEW: 
				SCALE: 5:1	SHEET: 1/1
					SIZE: A3